

Digital storytelling with technology



By Nik Peachey

Email: NikPeachey@Mac.Com

Digital storytelling with technology

Combining storytelling with technology

Ideas for combining storytelling in the ELT classroom with digital technologies.

The news report

Visuals can be a terrific prompt to inspire students to look for the story behind the visual. Create an image, add a headline and get students to act as reporters thinking of questions they would need to ask to write a news report. Get the students to use a chatroom to interview you about the story.



Websites for creating images:

<http://www.faceinhole.com/>

<http://www.loonapix.com/>

<http://www.writeonit.org>

<http://www.photo505.com/>

Chat room sites:

<http://todaysmeet.com/>

<http://www.simplemeet.me>

Example: <http://nikpeachey.posterous.com/news-story>

Lesson plan: <http://www.teachingenglish.org.uk/lesson-plans/developing-writing-skills-a-news-report>

Further reading

Personalised flashcards

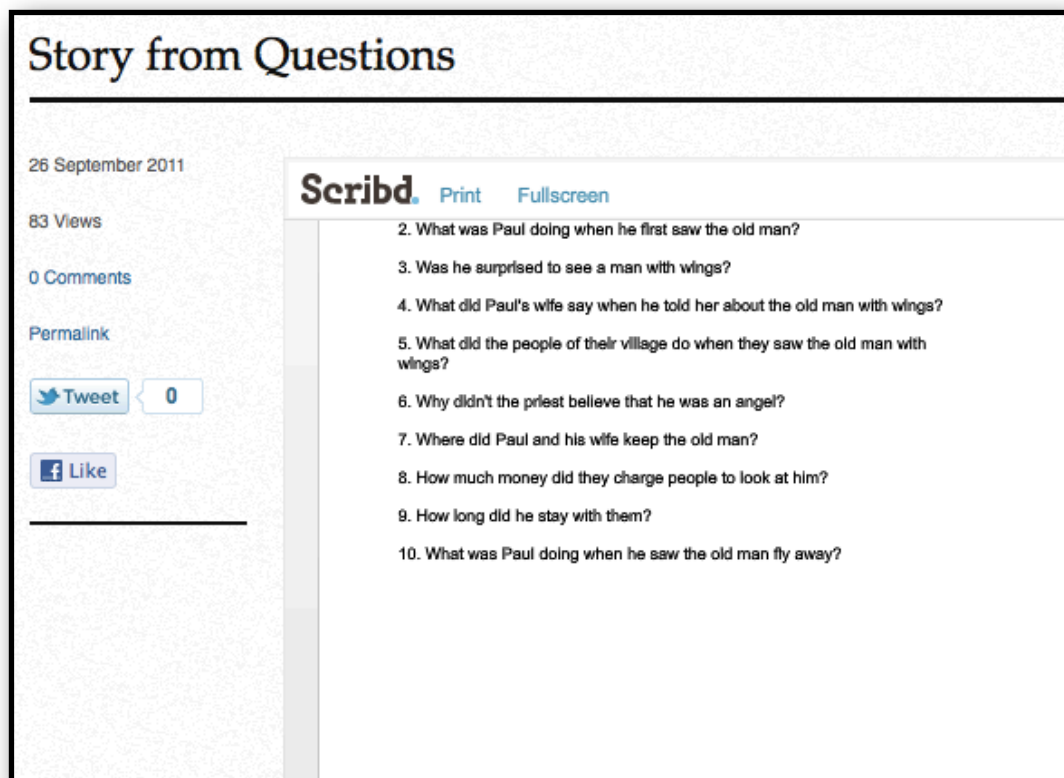
<http://nikpeachey.blogspot.com/2008/03/personalised-flashcards.html>

Animated EFL ESL Writing Prompts

<http://nikpeachey.blogspot.com/2008/10/animated-efl-esl-writing-prompts.html>

Story from questions

We often use questions as a means of checking comprehension of a text students have read, but we can reverse this process and get students to use the questions as a basis for creating a story.



Example: <http://nikpeachey.posterous.com/story-from-questions>

We can follow this up by getting students to create a digital record of their story.

Record it with a web cam: <http://mailvu.com/>

Record audio and add an image: <http://audioboo.fm/>

Write the text: <https://penzu.com/p>

MailVu

Just sit in front of you camera with your web cam and record yourself telling a story up to 10 minutes long. Then either email it or get a link to share.

<http://mailvu.com/>

There is also a free mobile app for iPad / iPhone etc.

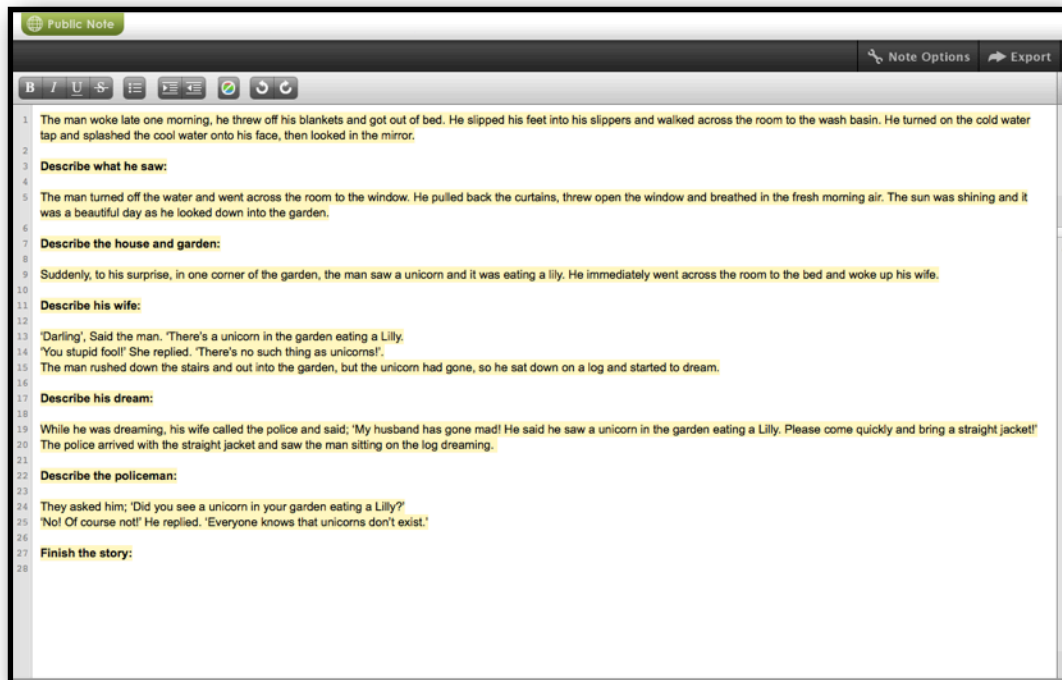
Lesson plan: <http://www.teachingenglish.org.uk/lesson-plans/telling-a-story>

Dictation story

We can dictate the narrative of stories and leave the descriptive work to our students.

Example: <http://nikpeachey.posterous.com/the-unicorn-story>

Students can use <http://sync.in/> to work on the story collaboratively. You can monitor as they work and make suggestions through the chat. Use the timeline feature to review who did what. They can also share links to their work and peer edit and correct.



Chain story: Dark Stormy Night

We can help students build background and character information before starting a story. Get students to draw a person and add characteristics, then dictate the first sentence of the story and include their name. Here's a story template: <http://nikpeachey.posterous.com/chain-story-template>



Example: <http://nikpeachey.posterous.com/the-story-of-loony>

Lesson plan: <http://www.teachingenglish.org.uk/activities/a-creative-writing-activity-a-dark-stormy-night>

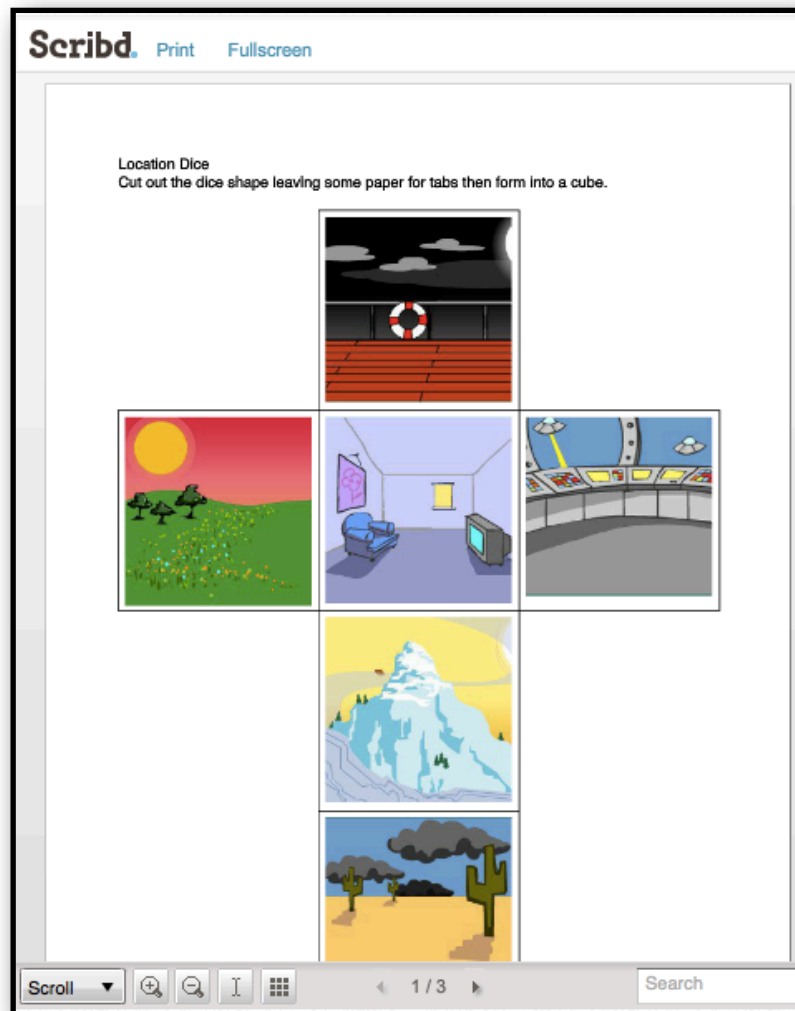
They can then create their story line by line collaboratively. Once the story is complete they can create a digital book from it.

Bookr: <http://www.pimpampum.net/bookr/>

Voxopop chain story: <http://www.voxopop.com/topic/679ce28a-ea2a-4252-9f82-63cd8e9ce3e8>

Story dice

Get students to use dice to prepare a dialogue between two characters at a number of locations. (use the dice to select which people and which location). Once they have created the conversation they use the website to create their animated movie.



Example movie: <http://nikpeachey.posterous.com/polite-language>

Example dice: <http://nikpeachey.posterous.com/dfilm-story-dice>

Animation websites:

<http://www.dfilm.com/moviemaker/make.html>

<http://goanimate.com/>

Further reading

Make you own animated movies

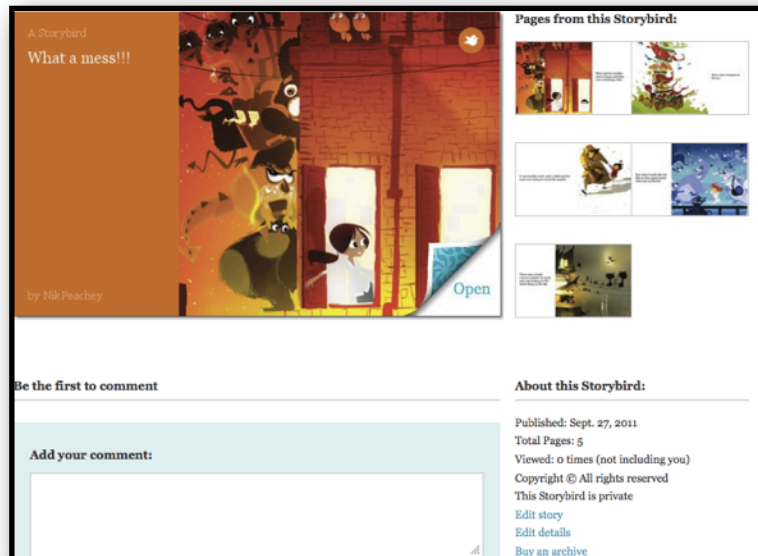
<http://nikpeachey.blogspot.com/2007/04/make-you-own-animated-movies.html>

More digital tools for storytelling

Storybird

Students can select wonderful sets of images and build a story around them. You can log in as a teacher and set up a class or set them assignments based around the books, or start a story and ask them to finish it.

<http://storybird.com/>




Here's an example: <http://storybird.com/books/a-day-in-the-life-of-lilo/>

Draw a stickman

This is a simple interactive story that students can work through and discover. They can follow this up by writing up the story.

<http://www.drawastickman.com/>

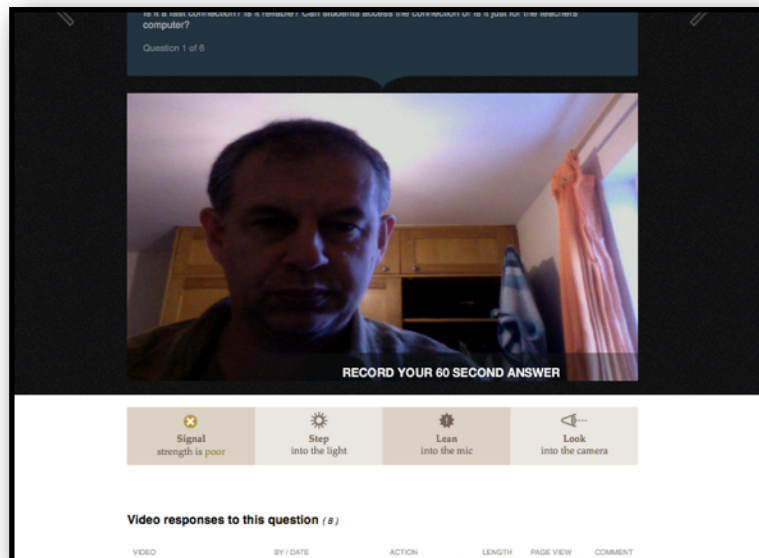


Intervue me

Tell your students a story and then create 'extension questions' about the story. You can use Intervue.me to set up a list of questions and get them to respond to the questions using their webcam.

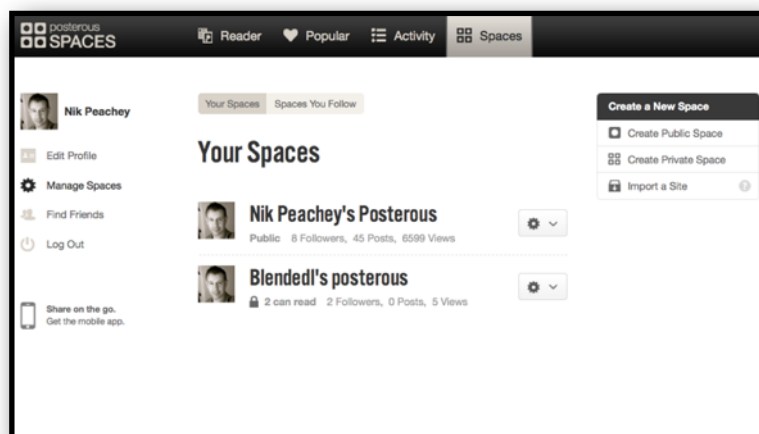
<http://intervue.me>

<http://intervue.me/q/321#response-list>



Posterous Spaces

A very simple online publishing tool. Just email images videos etc with your message and the subject line as a title. The content will be instantly published for you and you'll get a message back with a link. Post to: post@posterous.com

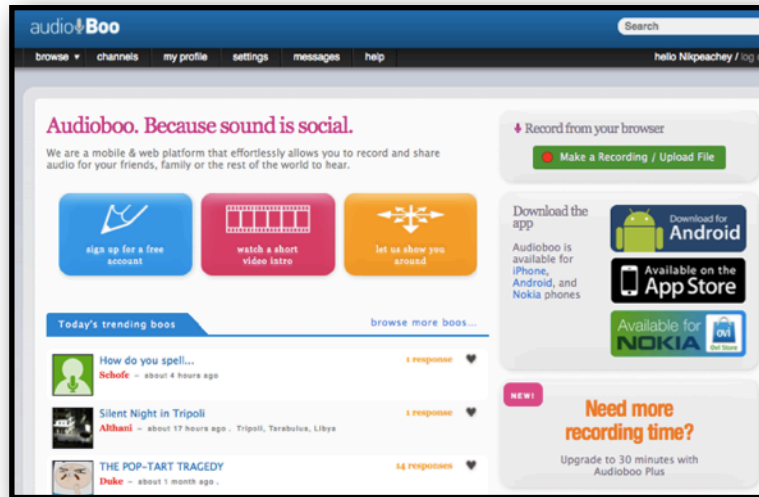


<http://posterous.com>

There is also a free mobile app for iPad / iPhone etc.

Audioboo

This is a useful tool for audio storytelling based around images. Just sign up and record your video and add an image. The story and image will be instantly published online. You can synchronise this with Posterous (above) so that your recordings and images are automatically added to your Posterous Space.



<http://audioboo.fm>

There is also a free mobile app for iPad / iPhone etc.

Online activities for digital narrative

Some online example activities that get students exploring digital narrative.

A City Love Story

<http://daily-english-activities.blogspot.com/2009/10/city-love-story.html>

Show and tell online

<http://daily-english-activities.blogspot.com/2010/10/show-and-tell-online.html>

Finding Out About People

<http://daily-english-activities.blogspot.com/2009/05/finding-out-about-people.html>

Read and Write Very Short Stories

<http://daily-english-activities.blogspot.com/2009/10/read-and-write-very-short-stories.html>

50 Word Stories

<http://daily-english-activities.blogspot.com/2009/04/50-word-stories.html>

Learn from and Create Animated Music Videos

<http://daily-english-activities.blogspot.com/2009/10/learn-from-and-create-animated-music.html>

Useful links

Smories

This is a wonderful collection of videos featuring young children telling stories. Great to use as inspiration.

<http://www.smories.com/>

What makes a good story teller?

An interactive presentation about the features of good storytelling.

<http://nikpeachey.posterous.com/what-makes-a-good-storyteller>

Creating multimedia stories

Suggestions and a video tutorial showing how to make a digital story using images, sound and music.

<http://nikpeachey.blogspot.com/2008/02/creating-multimedia-stories.html>

Aesop's fables

This is a great place to find stories to use in class. Many of the stories also include audio versions.

<http://www.aesopfables.com/>

Andrew Articles and Stories

This is the blog of ELT author Andrew Wright. It has a huge collection of articles about storytelling in the EFL classroom. There is also a big collection of his own stories.

<http://andrewarticlesandstories.wordpress.com/>

Adventure Narratives for EFL ESL Students

This is an article about how to exploit narrative from online computer games in the EFL classroom.

<http://nikpeachey.blogspot.com/2008/09/adventure-narratives-for-efl-esl.html>

CrowdVoice

This website is an example of citizen journalism and you can see how ordinary people are using video and digital narrative to tell very important stories.

<http://crowdvoice.org/>