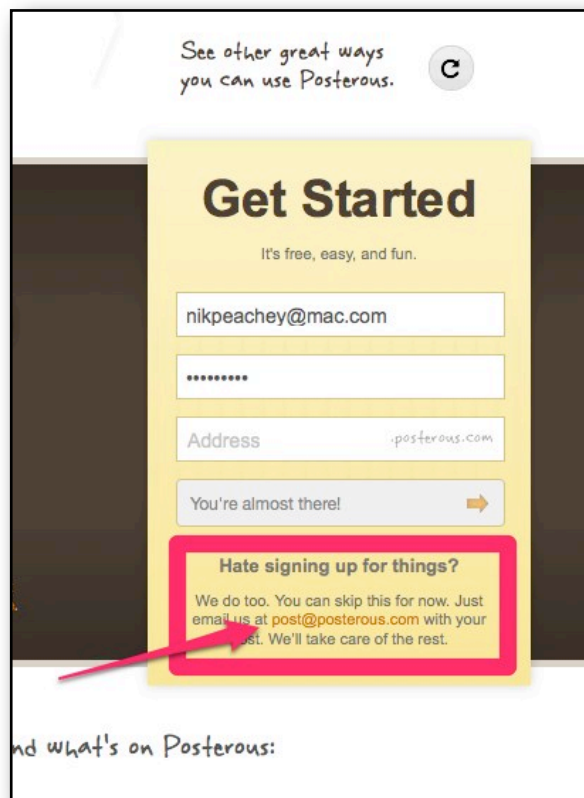


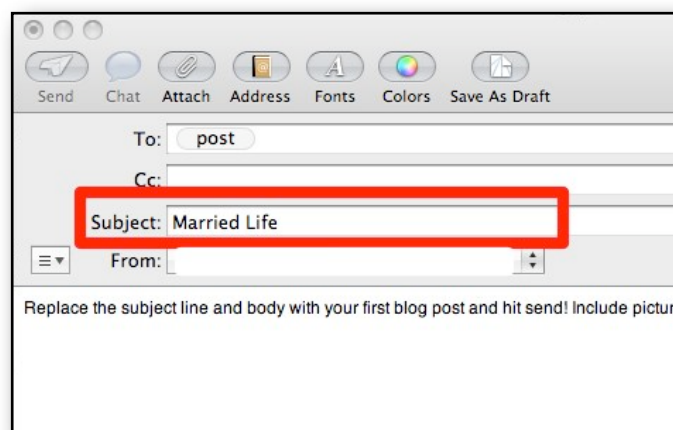
Task 4: Create your first blog post with an embedded video

In this task you are going to create a video based activity for your students using a video clip from YouTube and a very simple blogging tool called **Posterous**. Your students will also be able to leave comments on blog page.

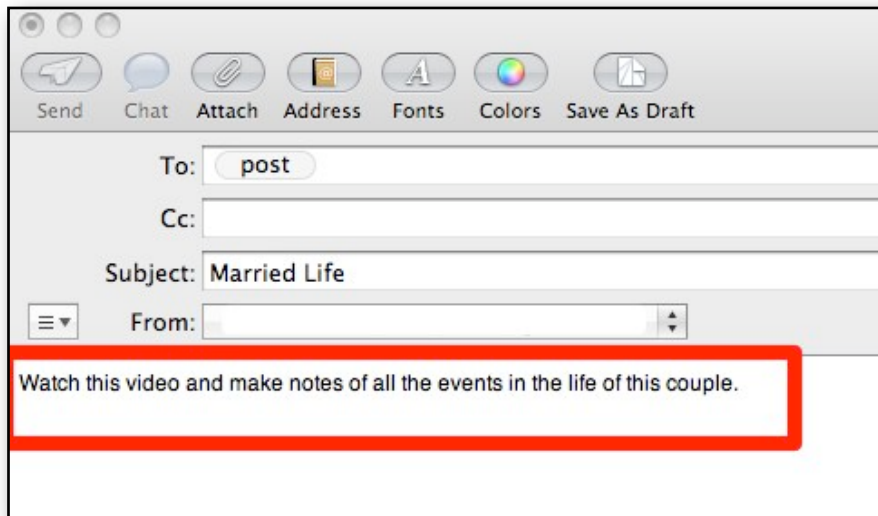
The first step is to go to: <http://posterous.com/> and register. If you don't want to register straight away then just open an email yourself and type in this address: post@posterous.com or click on the link to the email address and an email message will launch.



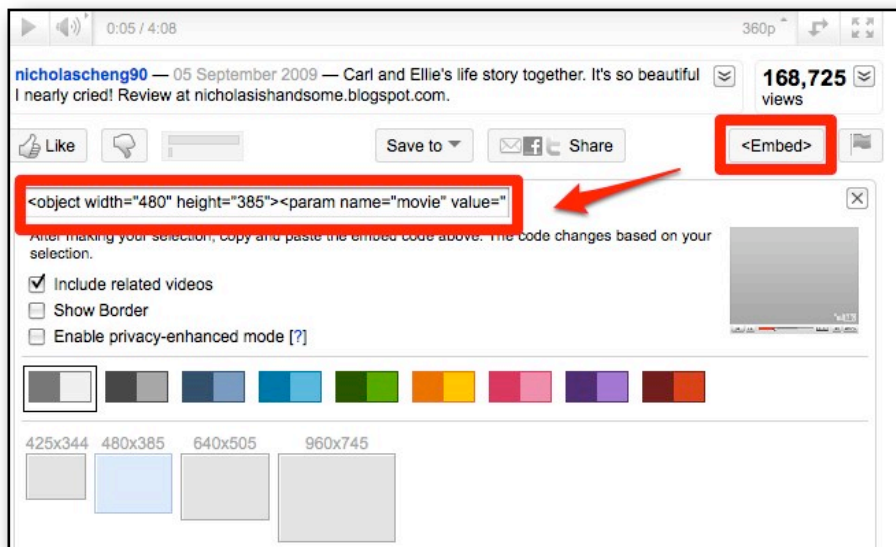
Now in the subject line of your email where it may already say; '**My First Blog Post**' replace this by typing in '**Married Life**'.



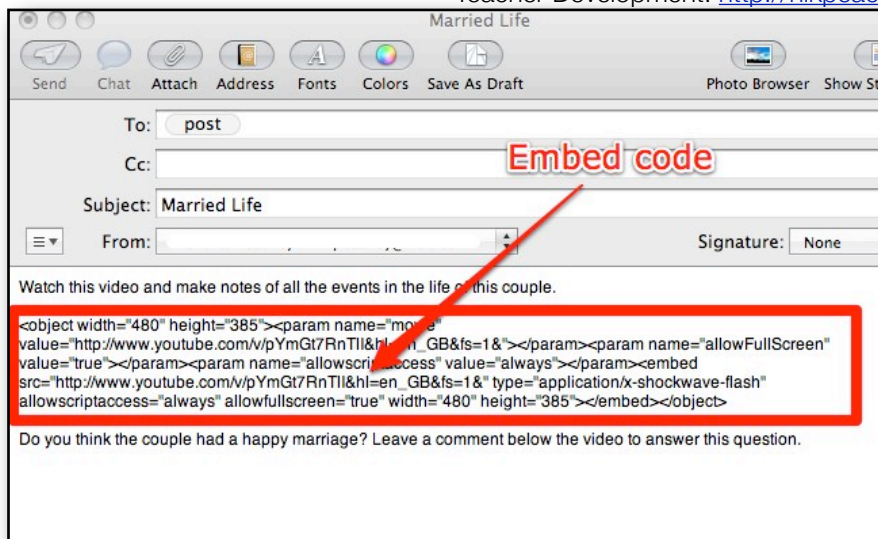
Now in the body of the email, delete the existing text and type in; **‘Watch this video and make notes of all the events in the life of this couple.’**



Now go to this page on YouTube: <http://www.youtube.com/watch?v=pYmGt7RnTII> and copy the embed code for the video. You should find it beneath the video. You can use the right click on the mouse and click on copy. Clicking on **<Embed>** should make the code appear.

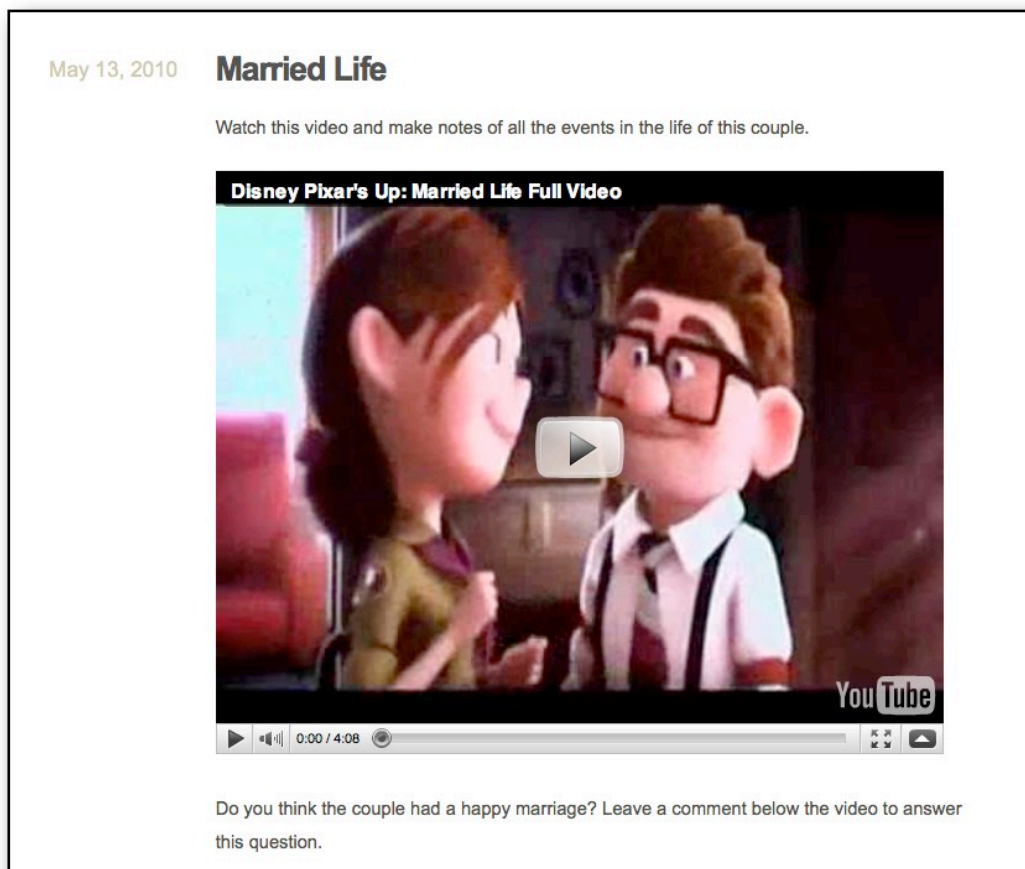


Next paste the code into the body of your email and underneath it write. **‘Do you think the couple had a happy marriage? Leave a comment below the video to answer this question.’**



Now all you have to do is click on '**Send**' to send your email to Posterous and then wait for a message to say your blog post is ready.

This doesn't usually take very long, between 30 seconds and 15 mins. When you get the message back from Posterous, it will contain a link to your blog posting. Just click the link and you will see the blog with the video inserted into it.



Now you just need to copy the URL and send it to your students so that they can do the task for homework or use it in the computer lab. Here is what it should look like. Click this link to see the example and try leaving a comment <http://nicholas-nm7dj.posterous.com/married-life-20> [You will have to register or login through Twitter or Facebook to leave a comment].

Be sure that you watch the video first, before sending this task to your students. It is quite sad at the end. If you want to select a different video go back to the YouTube page and look at the videos down the right side of the page.

For lower levels, tasks that exploit the visual aspect can be more useful, so asking them to write narration of what they saw in the video, or just list objects to revise vocabulary can make authentic video more useable.

Follow up

- Make notes in your Panzu journal about Posterous.
- What other kinds of tasks could you use it for?
- Think about how you could get students to use this to create their own blogs.
- Try registering and claiming your post (it's free).
- Write an introductory posting about yourself and add an image as an email attachment, then post it to the site.